



ECOLINE CWD

Ecoline CWD its water, one function boiler.

Models 21, 24, 35 are equipped with a hole for mounting the pellet burner pellet MOC they can also be equipped with a blower package (controller + fan).

Fuel



Recommended fuel : coal with low to medium capacity coking calorific value of 26 MJ / kg.

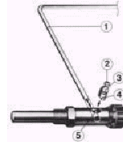
Wood with humidity up to of 20%. In the version with burner pelletowym - pellets with a diameter of 6-8mm.



TECHNICAL DATA

MODEL KOTŁA		<i>Eoline CWD 10</i>	<i>Eoline CWD 21</i>	<i>Eoline CWD 24</i>	<i>Eoline CWD 35</i>	
Power range:	kW	8-10	16-21	20-24	30-35	
coal(>27MJ/kg)		10	21	24	35	
substitute fuel wood (16MJ/kg)	kW	8	16	20	30	
FUEL		Coal/wood				
The efficiency on coal	%	77-78%				
Water capacity	dm³	45	60	70	80	
Loading chambers capacity	dm³	15	25	37	43	
max. pressure	bar	2				
Test pressure	bar	4				
Water-side resistance; Δt=10K	mbar	2÷20				
Water-side resistance; Δt=20K	mbar	0,5÷5				
Min outlet temperature	°C	55				
Min. outlet temperature	°C	90				
Fluegases temperature at nominal power	°C	200-250				
Chimney pressure	Pa	15-20				
Recommended chimney height	m	8	8	8	8	
Recommended chimney section	cm²	400	400	400	400	
Fuel consumption	Coal	kg/h	1,80	3,78	4,32	6,29
	Wood	kg/h	2,48	4,97	6,21	9,32
Combustion time	h					
Power consumption	V/kW	230/0,08÷115				

CONTROL



The temperature is controlled by mechanical control furnace, which, depending on the temperature that opens and closes the air flow under the grate.

OPTIONS (models 21, 24, 35)

- Ultima II boilers are equipped with a hole for installation the pellet burner, which you can buy and installed at any time during operation in order to automate the process of burning.



- Can be installed blower package with electronic controller.



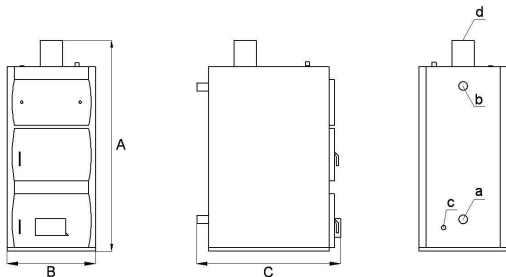
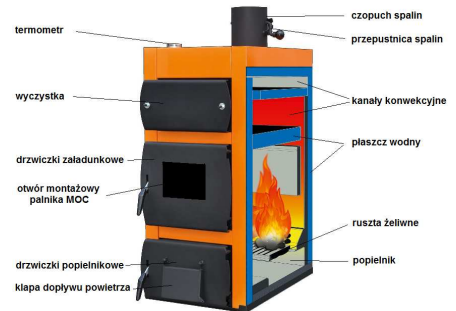
ADVANTAGES OF THE BOILER

- Possibility of installation blower package or pellet burner.
- The lower combustion
- Convenient dimensions
- Expandable automation

EMISSION

Model	Unit	<i>Ultima II -21</i>	<i>Ultima II 24</i>	<i>Ultima II 35</i>
CO Emission (O2=10%)/(O2=13%)	mg/m3	3695	3680	3920
OGC Emission(O2=10%)/(O2=13%)	mg/m3	252	230	250
Dust Emission (O2=10%)/(O2=13%)	mg/m3	100	87	126/92
version with pellet burner				
CO Emission (O2=10%)/(O2=13%)	mg/m3	180-260		
OGC Emission(O2=10%)/(O2=13%)	mg/m3	60-80		
Dust Emission (O2=10%)/(O2=13%)	mg/m3	40-60		

BOILER CONSTRUCTION



DIMENSIONS BOILER

MODEL	10	21	24	35
A	985	1140	1300	1405
B	400	460	520	570
C	660	805	770	770
a	1 1/2"	1 1/2"	1 1/2"	1 1/2"
b	1 1/2"	1 1/2"	1 1/2"	1 1/2"
c	1/2"	1/2"	1/2"	1/2"
d	140	160	160	160